

Allowable Header Spans For Exterior Openings

(Lateral Load = 25psf, Wall Dead Load = 12psf, Sill Height = 0 in, Deflection Factor = 0.7)

Wall height	Wall size	Member	Gauge (mills)	L/240			L/360			L/600										
				Opening height (ft)																
				7	8	9	7	8	9	7	8	9								
9'-0"	3-5/8"	350HS300-33	20ga (33mil)	4'-9"	2	5'-0"	2	-	4'-9"	2	5'-0"	2	-	4'-9"	2	5'-0"	2	-		
		350HS300-43	18ga (43mil)	5'-11"	2	6'-3"	2	-	5'-11"	2	6'-3"	2	-	5'-11"	2	6'-3"	2	-		
		350HS300-54	16ga (54mil)	9'-3"	4	9'-10"	4	-	9'-3"	4	9'-10"	4	-	9'-3"	4	9'-10"	4	-		
		350HS300-68	14ga (68mil)	10'-9"	4	11'-5"	4	-	10'-9"	4	11'-5"	4	-	10'-9"	4	11'-5"	4	-		
		350HS300-97	12ga (97mil)	13'-0"	4	13'-11"	4	-	13'-0"	4	13'-7"	4	-	11'-5"	4	11'-5"	4	-		
		350HS350-54	16ga (54mil)	9'-8"	4	10'-2"	4	-	9'-8"	4	10'-2"	4	-	9'-6"	4	9'-6"	4	-		
	4"	350HS350-68	14ga (68mil)	11'-2"	4	11'-9"	4	-	11'-2"	4	11'-9"	4	-	10'-5"	4	10'-5"	4	-		
		350HS350-97	12ga (97mil)	13'-7"	4	14'-4"	4	-	13'-7"	4	13'-11"	4	-	11'-9"	4	11'-9"	4	-		
		387HS300-33	20ga (33mil)	5'-0"	2	5'-4"	2	-	5'-0"	2	5'-4"	2	-	5'-4"	2	5'-4"	2	-		
		387HS300-43	18ga (43mil)	6'-2"	2	6'-7"	2	-	6'-2"	2	6'-7"	2	-	6'-2"	2	6'-7"	2	-		
		387HS300-54	16ga (54mil)	9'-9"	4	10'-5"	4	-	9'-9"	4	10'-5"	4	-	9'-9"	4	10'-0"	4	-		
		387HS300-68	14ga (68mil)	11'-3"	4	12'-1"	4	-	11'-3"	4	12'-1"	4	-	10'-11"	4	10'-11"	4	-		
		387HS300-97	12ga (97mil)	13'-8"	4	14'-8"	4	-	13'-8"	4	14'-8"	4	-	12'-5"	4	12'-5"	4	-		
		387HS350-54	16ga (54mil)	10'-2"	4	10'-10"	4	-	10'-2"	4	10'-10"	4	-	10'-2"	4	10'-3"	4	-		
		387HS350-68	14ga (68mil)	11'-9"	4	12'-6"	4	-	11'-9"	4	12'-6"	4	-	11'-3"	4	11'-3"	4	-		
		387HS350-97	12ga (97mil)	14'-3"	4	15'-2"	4	-	14'-3"	4	15'-1"	4	-	12'-8"	4	12'-8"	4	-		
		6"	587HS300-33	20ga (33mil)	6'-0"	2	6'-6"	2	-	6'-0"	2	6'-6"	2	-	6'-0"	2	6'-6"	2	-	
			587HS300-43	18ga (43mil)	8'-3"	4	9'-0"	4	-	8'-3"	4	9'-0"	4	-	8'-3"	4	9'-0"	4	-	
			587HS300-54	16ga (54mil)	11'-11"	4	13'-1"	4	-	11'-11"	4	13'-1"	4	-	11'-11"	4	13'-1"	4	-	
			587HS300-68	14ga (68mil)	13'-6"	4	15'-2"	4	-	13'-6"	4	15'-2"	4	-	13'-6"	4	15'-1"	4	-	
			587HS300-97	12ga (97mil)	14'-8"	4	17'-6"	4	-	14'-8"	4	17'-6"	4	-	14'-8"	4	17'-1"	4	-	
			587HS350-54	16ga (54mil)	12'-6"	4	13'-8"	4	-	12'-6"	4	13'-8"	4	-	12'-6"	4	13'-8"	4	-	
			587HS350-68	14ga (68mil)	14'-5"	4	15'-9"	4	-	14'-5"	4	15'-9"	4	-	14'-5"	4	15'-5"	4	-	
			587HS350-97	12ga (97mil)	16'-1"	4	19'-0"	4	-	16'-1"	4	19'-0"	4	-	16'-1"	4	17'-5"	4	-	
	8"		787HS300-43	18ga (43mil)	9'-2"	4	10'-3"	4	-	9'-2"	4	10'-3"	4	-	9'-2"	4	10'-3"	4	-	
			787HS300-54	16ga (54mil)	10'-10"	4	12'-3"	4	-	10'-10"	4	12'-3"	4	-	10'-10"	4	12'-3"	4	-	
			787HS300-68	14ga (68mil)	13'-11"	4	16'-4"	4	-	13'-11"	4	16'-6"	4	-	13'-11"	4	16'-6"	4	-	
			787HS300-97	12ga (97mil)	15'-1"	4	17'-11"	4	-	15'-1"	4	17'-11"	4	-	15'-1"	4	17'-11"	4	-	
		787HS350-54	16ga (54mil)	14'-2"	4	15'-9"	4	-	14'-2"	4	15'-9"	4	-	14'-2"	4	15'-9"	4	-		
		787HS350-68	14ga (68mil)	15'-3"	4	18'-1"	4	-	15'-3"	4	18'-1"	4	-	15'-3"	4	18'-1"	4	-		
	787HS350-97	12ga (97mil)	16'-7"	4	19'-8"	4	-	16'-7"	4	19'-8"	4	-	16'-7"	4	19'-8"	4	-			
	11'-0"	3-5/8"	350HS300-33	20ga (33mil)	4'-0"	2	4'-2"	2	4'-4"	2	4'-0"	2	4'-2"	2	4'-4"	2	4'-0"	2	4'-4"	2
			350HS300-43	18ga (43mil)	5'-0"	2	5'-2"	2	5'-5"	2	5'-0"	2	5'-2"	2	5'-5"	2	5'-0"	2	5'-2"	2
			350HS300-54	16ga (54mil)	7'-9"	4	8'-2"	4	8'-6"	4	7'-9"	4	8'-2"	4	8'-6"	4	7'-9"	4	8'-2"	4
			350HS300-68	14ga (68mil)	9'-0"	4	9'-5"	4	9'-11"	4	9'-0"	4	9'-5"	4	9'-11"	4	9'-0"	4	9'-5"	4
			350HS300-97	12ga (97mil)	10'-11"	4	11'-5"	4	12'-0"	4	10'-11"	4	11'-5"	4	12'-0"	4	10'-8"	4	10'-8"	4
350HS350-54			16ga (54mil)	8'-3"	4	8'-6"	4	8'-11"	4	8'-3"	4	8'-6"	4	8'-11"	4	8'-3"	4	8'-6"	4	
4"		350HS350-68	14ga (68mil)	9'-6"	4	9'-10"	4	10'-3"	4	9'-6"	4	9'-10"	4	10'-3"	4	9'-6"	4	9'-8"	4	
		350HS350-97	12ga (97mil)	11'-6"	4	12'-0"	4	12'-6"	4	11'-6"	4	12'-0"	4	12'-6"	4	11'-0"	4	11'-0"	4	
		387HS300-33	20ga (33mil)	4'-2"	2	4'-5"	2	4'-7"	2	4'-2"	2	4'-5"	2	4'-7"	2	4'-2"	2	4'-5"	2	
		387HS300-43	18ga (43mil)	5'-3"	2	5'-6"	2	5'-9"	2	5'-3"	2	5'-6"	2	5'-9"	2	5'-3"	2	5'-6"	2	
		387HS300-54	16ga (54mil)	8'-2"	4	8'-7"	4	9'-0"	4	8'-2"	4	8'-7"	4	9'-0"	4	8'-2"	4	9'-0"	4	
		387HS300-68	14ga (68mil)	9'-6"	4	9'-11"	4	10'-5"	4	9'-6"	4	9'-11"	4	10'-5"	4	9'-6"	4	9'-11"	4	
		387HS300-97	12ga (97mil)	11'-5"	4	12'-0"	4	12'-8"	4	11'-5"	4	12'-0"	4	12'-8"	4	11'-5"	4	11'-7"	4	
		387HS350-54	16ga (54mil)	8'-7"	4	9'-0"	4	9'-5"	4	8'-7"	4	9'-0"	4	9'-5"	4	8'-7"	4	9'-5"	4	
		387HS350-68	14ga (68mil)	10'-0"	4	10'-5"	4	10'-10"	4	10'-0"	4	10'-5"	4	10'-10"	4	10'-0"	4	10'-5"	4	
		387HS350-97	12ga (97mil)	12'-0"	4	12'-7"	4	13'-2"	4	12'-0"	4	12'-7"	4	13'-2"	4	11'-10"	4	11'-10"	4	
		6"	587HS300-33	20ga (33mil)	4'-11"	4	5'-2"	4	5'-7"	4	4'-11"	4	5'-2"	4	5'-7"	4	4'-11"	4	5'-2"	4
			587HS300-43	18ga (43mil)	6'-9"	4	7'-2"	4	7'-8"	4	6'-9"	4	7'-2"	4	7'-8"	4	6'-9"	4	7'-2"	4
587HS300-54			16ga (54mil)	9'-8"	4	10'-4"	4	11'-1"	4	9'-8"	4	10'-4"	4	11'-1"	4	9'-8"	4	10'-4"	4	
587HS300-68			14ga (68mil)	11'-3"	4	12'-0"	4	12'-10"	4	11'-3"	4	12'-0"	4	12'-10"	4	11'-3"	4	12'-0"	4	
587HS300-97			12ga (97mil)	12'-4"	4	13'-3"	4	14'-8"	4	12'-4"	4	13'-3"	4	14'-8"	4	12'-4"	4	13'-3"	4	
587HS350-54			16ga (54mil)	10'-4"	4	10'-11"	4	11'-8"	4	10'-4"	4	10'-11"	4	11'-8"	4	10'-11"	4	11'-8"	4	
587HS350-68			14ga (68mil)	11'-11"	4	12'-8"	4	13'-6"	4	11'-11"	4	12'-8"	4	13'-6"	4	11'-11"	4	12'-8"	4	
587HS350-97			12ga (97mil)	13'-7"	4	14'-7"	4	16'-1"	4	13'-7"	4	14'-7"	4	16'-1"	4	13'-7"	4	14'-7"	4	
8"			787HS300-43	18ga (43mil)	7'-4"	4	7'-11"	4	8'-7"	4	7'-4"	4	7'-11"	4	8'-7"	4	7'-4"	4	7'-11"	4
			787HS300-54	16ga (54mil)	8'-8"	4	9'-4"	4	10'-3"	4	8'-8"	4	9'-4"	4	10'-3"	4	8'-8"	4	9'-4"	4
			787HS300-68	14ga (68mil)	11'-8"	4	12'-6"	4	13'-11"	4	11'-8"	4	12'-6"	4	13'-11"	4	11'-8"	4	12'-6"	4
			787HS300-97	12ga (97mil)	12'-8"	4	13'-7"	4	15'-1"	4	12'-8"	4	13'-7"	4	15'-1"	4	12'-8"	4	13'-7"	4
			787HS350-54	16ga (54mil)	11'-5"	4	12'-3"	4	13'-3"	4	11'-5"	4	12'-3"	4	13'-3"	4	11'-5"	4	12'-3"	4
			787HS350-68	14ga (68mil)	12'-9"	4	13'-9"	4	15'-3"	4	12'-9"	4	13'-9"	4	15'-3"	4	12'-9"	4	13'-9"	4
787HS350-97			12ga (97mil)	13'-11"	4	14'-11"	4	16'-7"	4	13'-11"	4	14'-11"	4	16'-7"	4	13'-11"	4	14'-11"	4	

Span Notes: (Reference number shown to the right of spans)

- 1 Use 20ga (33mil) Drop 'N Lock™ Clip with a 2/2 screw pattern. (See page 3)
- 2 Use 20ga (33mil) Drop 'N Lock™ Clip with a 4/6 screw pattern. (See page 3)
- 3 Use 14ga (68mil) Drop 'N Lock™ Clip with a 2/2 screw pattern. (See page 3)
- 4 Use 14ga (68mil) Drop 'N Lock™ Clip with a 4/6 screw pattern. (See page 3)
- 5 Special connection detailing required. Contact ClarkWestern Technical Support at 888-437-3244 or contact a speciality engineer.

Table notes:

- 1 All headers require the attachment of the Drop 'N Lock™ Clip at each end with headers installed leg up.
- 2 Recommended Drop 'N Lock™ clip attachments above are based on the jamb stud thickness being equal to or greater than header thickness.
- 3 Header framing was calculated with a sill height of 0" for worst case design.
- 4 Section properties are based upon the AISI 2001 NASPEC w/2004 supplement or Direct Strength Method.
- 5 Increase strength in cold work of forming was used per NASPEC A7.2.
- 6 For deflection calculations, the effective moment of inertia was used. Reference the NASPEC commentary C1.
- 7 On exterior framing, lateral deflection calculations are based on using 0.7 times the Components and Cladding wind load.
- 8 Dead load deflection calculations are limited to L/240 or 0.5" max. deflection.
- 9 HEADER LENGTHS SHOULD BE ORDERED 1/2" SHORTER TO FIT INSIDE CLIPS.
- 10 Additional header spans for 4" systems or with a deflection factor of 1.0 are available at www.clarkwestern.com



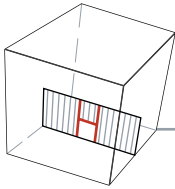
Allowable Header Spans For Exterior Openings

(Lateral Load = 25psf, Wall Dead Load = 12psf, Sill Height = 0 in, Deflection Factor = 0.7)

Wall height	Wall size	Member	Gauge (mills)	L/240						L/360						L/600												
				Opening height (ft)																								
				8			10			12			8			10			12			8			10			12
13'-0"	3-5/8"	350HS300-33	20ga (33mil)	3'-8"	2	3'-11"	2	4'-3"	2	3'-8"	2	3'-11"	2	4'-3"	2	3'-8"	2	3'-11"	2	4'-3"	2	3'-8"	2	3'-11"	2	4'-3"	2	
		350HS300-43	18ga (43mil)	4'-7"	4	4'-11"	4	5'-4"	4	4'-7"	4	4'-11"	4	5'-4"	4	4'-7"	4	4'-11"	4	5'-4"	4	4'-7"	4	4'-11"	4	5'-4"	4	
		350HS300-54	16ga (54mil)	7'-1"	4	7'-8"	4	8'-4"	4	7'-1"	4	7'-8"	4	8'-4"	4	7'-1"	4	7'-8"	4	8'-4"	4	7'-1"	4	7'-8"	4	8'-4"	4	
		350HS300-68	14ga (68mil)	8'-3"	4	8'-10"	4	9'-8"	4	8'-3"	4	8'-10"	4	9'-8"	4	8'-3"	4	8'-10"	4	9'-8"	4	8'-3"	4	8'-10"	4	9'-8"	4	
		350HS300-97	12ga (97mil)	9'-11"	4	10'-9"	4	11'-10"	4	9'-11"	4	10'-9"	4	11'-10"	4	9'-11"	4	10'-9"	4	11'-10"	4	9'-11"	4	10'-9"	4	11'-10"	4	
		350HS350-54	16ga (54mil)	7'-6"	4	8'-0"	4	8'-7"	4	7'-6"	4	8'-0"	4	8'-7"	4	7'-6"	4	8'-0"	4	8'-7"	4	7'-6"	4	8'-0"	4	8'-7"	4	
		350HS350-68	14ga (68mil)	8'-8"	4	9'-3"	4	10'-0"	4	8'-8"	4	9'-3"	4	10'-0"	4	8'-8"	4	9'-3"	4	10'-0"	4	8'-8"	4	9'-3"	4	10'-0"	4	
		350HS350-97	12ga (97mil)	10'-6"	4	11'-3"	4	12'-2"	4	10'-6"	4	11'-3"	4	12'-2"	4	10'-6"	4	11'-3"	4	12'-2"	4	10'-6"	4	11'-3"	4	12'-2"	4	
		387HS300-33	20ga (33mil)	3'-10"	2	4'-1"	2	4'-6"	2	3'-10"	2	4'-1"	2	4'-6"	2	3'-10"	2	4'-1"	2	4'-6"	2	3'-10"	2	4'-1"	2	4'-6"	2	
		387HS300-43	18ga (43mil)	4'-9"	4	5'-2"	4	5'-7"	4	4'-9"	4	5'-2"	4	5'-7"	4	4'-9"	4	5'-2"	4	5'-7"	4	4'-9"	4	5'-2"	4	5'-7"	4	
		387HS300-54	16ga (54mil)	7'-5"	4	8'-1"	4	8'-10"	4	7'-5"	4	8'-1"	4	8'-10"	4	7'-5"	4	8'-1"	4	8'-10"	4	7'-5"	4	8'-1"	4	8'-10"	4	
		387HS300-68	14ga (68mil)	8'-7"	4	9'-4"	4	10'-3"	4	8'-7"	4	9'-4"	4	10'-3"	4	8'-7"	4	9'-4"	4	10'-3"	4	8'-7"	4	9'-4"	4	10'-3"	4	
	387HS300-97	12ga (97mil)	10'-5"	4	11'-4"	4	12'-6"	4	10'-5"	4	11'-4"	4	12'-6"	4	10'-5"	4	11'-4"	4	12'-6"	4	10'-5"	4	11'-4"	4	12'-6"	4		
	387HS350-54	16ga (54mil)	7'-10"	4	8'-5"	4	9'-2"	4	7'-10"	4	8'-5"	4	9'-2"	4	7'-10"	4	8'-5"	4	9'-2"	4	7'-10"	4	8'-5"	4	9'-2"	4		
	387HS350-68	14ga (68mil)	9'-1"	4	9'-9"	4	10'-7"	4	9'-1"	4	9'-9"	4	10'-7"	4	9'-1"	4	9'-9"	4	10'-7"	4	9'-1"	4	9'-9"	4	10'-7"	4		
	387HS350-97	12ga (97mil)	11'-0"	4	11'-10"	4	12'-10"	4	11'-0"	4	11'-10"	4	12'-10"	4	11'-0"	4	11'-10"	4	12'-10"	4	11'-0"	4	11'-10"	4	12'-10"	4		
	587HS300-33	20ga (33mil)	4'-5"	4	4'-11"	4	5'-7"	4	4'-5"	4	4'-11"	4	5'-7"	4	4'-5"	4	4'-11"	4	5'-7"	4	4'-5"	4	4'-11"	4	5'-7"	4		
	587HS300-43	18ga (43mil)	6'-1"	4	6'-9"	4	7'-9"	5	6'-1"	4	6'-9"	4	7'-9"	5	6'-1"	4	6'-9"	4	7'-9"	5	6'-1"	4	6'-9"	4	7'-9"	5		
	587HS300-54	16ga (54mil)	8'-10"	4	9'-10"	4	11'-3"	4	8'-10"	4	9'-10"	4	11'-3"	4	8'-10"	4	9'-10"	4	11'-3"	4	8'-10"	4	9'-10"	4	11'-3"	4		
	587HS300-68	14ga (68mil)	10'-2"	4	11'-4"	4	13'-1"	4	10'-2"	4	11'-4"	4	13'-1"	4	10'-2"	4	11'-4"	4	13'-1"	4	10'-2"	4	11'-4"	4	13'-1"	4		
	587HS300-97	12ga (97mil)	11'-8"	4	13'-3"	4	15'-11"	4	11'-8"	4	13'-3"	4	15'-11"	4	11'-8"	4	13'-3"	4	15'-11"	4	11'-8"	4	13'-3"	4	15'-11"	4		
	587HS350-54	16ga (54mil)	9'-5"	4	10'-4"	4	11'-8"	4	9'-5"	4	10'-4"	4	11'-8"	4	9'-5"	4	10'-4"	4	11'-8"	4	9'-5"	4	10'-4"	4	11'-8"	4		
	587HS350-68	14ga (68mil)	10'-10"	4	11'-11"	4	13'-6"	4	10'-10"	4	11'-11"	4	13'-6"	4	10'-10"	4	11'-11"	4	13'-6"	4	10'-10"	4	11'-11"	4	13'-6"	4		
	587HS350-97	12ga (97mil)	12'-10"	4	14'-5"	4	16'-4"	4	12'-10"	4	14'-5"	4	16'-4"	4	12'-10"	4	14'-5"	4	16'-4"	4	12'-10"	4	14'-5"	4	16'-4"	4		
	787HS300-43	18ga (43mil)	6'-8"	4	7'-6"	4	8'-10"	4	6'-8"	4	7'-6"	4	8'-10"	4	6'-8"	4	7'-6"	4	8'-10"	4	6'-8"	4	7'-6"	4	8'-10"	4		
	787HS300-54	16ga (54mil)	7'-10"	4	8'-11"	4	10'-8"	4	7'-10"	4	8'-11"	4	10'-8"	4	7'-10"	4	8'-11"	4	10'-8"	4	7'-10"	4	8'-11"	4	10'-8"	4		
	787HS300-68	14ga (68mil)	11'-0"	4	12'-6"	4	15'-5"	5	11'-0"	4	12'-6"	4	15'-5"	5	11'-0"	4	12'-6"	4	15'-5"	5	11'-0"	4	12'-6"	4	15'-5"	5		
	787HS300-97	12ga (97mil)	12'-0"	4	13'-7"	4	17'-11"	5	12'-0"	4	13'-7"	4	17'-11"	5	12'-0"	4	13'-7"	4	17'-11"	5	12'-0"	4	13'-7"	4	17'-11"	5		
	787HS350-54	16ga (54mil)	10'-5"	4	11'-8"	4	13'-7"	4	10'-5"	4	11'-8"	4	13'-7"	4	10'-5"	4	11'-8"	4	13'-7"	4	10'-5"	4	11'-8"	4	13'-7"	4		
	787HS350-68	14ga (68mil)	12'-1"	4	13'-7"	4	15'-11"	5	12'-1"	4	13'-7"	4	15'-11"	5	12'-1"	4	13'-7"	4	15'-11"	5	12'-1"	4	13'-7"	4	15'-11"	5		
	787HS350-97	12ga (97mil)	13'-2"	5	14'-11"	5	19'-2"	5	13'-2"	5	14'-11"	5	19'-2"	5	13'-2"	5	14'-11"	5	19'-2"	5	13'-2"	5	14'-11"	5	19'-2"	5		
	15'-0"	3-5/8"	350HS300-33	20ga (33mil)	3'-3"	2	3'-6"	2	3'-8"	2	3'-3"	2	3'-6"	2	3'-8"	2	3'-3"	2	3'-6"	2	3'-8"	2	3'-3"	2	3'-6"	2	3'-8"	2
			350HS300-43	18ga (43mil)	4'-1"	4	4'-4"	4	4'-1"	4	4'-4"	4	4'-1"	4	4'-4"	4	4'-1"	4	4'-4"	4	4'-1"	4	4'-4"	4	4'-1"	4	4'-4"	4
			350HS300-54	16ga (54mil)	6'-4"	4	6'-9"	4	7'-1"	4	6'-4"	4	6'-9"	4	7'-1"	4	6'-4"	4	6'-9"	4	7'-1"	4	6'-4"	4	6'-9"	4	7'-1"	4
			350HS300-68	14ga (68mil)	7'-5"	4	7'-10"	4	8'-1"	4	7'-5"	4	7'-10"	4	8'-1"	4	7'-5"	4	7'-10"	4	8'-1"	4	7'-5"	4	7'-10"	4	8'-1"	4
			350HS300-97	12ga (97mil)	8'-11"	4	9'-6"	4	10'-1"	4	8'-11"	4	9'-6"	4	10'-1"	4	8'-11"	4	9'-6"	4	10'-1"	4	8'-11"	4	9'-6"	4	10'-1"	4
350HS350-54			16ga (54mil)	6'-9"	4	7'-1"	4	7'-1"	4	6'-9"	4	7'-1"	4	7'-1"	4	6'-9"	4	7'-1"	4	7'-1"	4	6'-9"	4	7'-1"	4	7'-1"	4	
350HS350-68			14ga (68mil)	7'-10"	4	8'-3"	4	8'-1"	4	7'-10"	4	8'-3"	4	8'-1"	4	7'-10"	4	8'-3"	4	8'-1"	4	7'-10"	4	8'-3"	4	8'-1"	4	
350HS350-97			12ga (97mil)	9'-5"	4	10'-0"	4	10'-1"	4	9'-5"	4	10'-0"	4	10'-1"	4	9'-5"	4	10'-0"	4	10'-1"	4	9'-5"	4	10'-0"	4	10'-1"	4	
387HS300-33			20ga (33mil)	3'-5"	2	3'-8"	2	3'-1"	2	3'-5"	2	3'-8"	2	3'-1"	2	3'-5"	2	3'-8"	2	3'-1"	2	3'-5"	2	3'-8"	2	3'-1"	2	
387HS300-43			18ga (43mil)	4'-3"	4	4'-6"	4	4'-1"	4	4'-3"	4	4'-6"	4	4'-1"	4	4'-3"	4	4'-6"	4	4'-1"	4	4'-3"	4	4'-6"	4	4'-1"	4	
387HS300-54			16ga (54mil)	6'-8"	4	7'-1"	4	7'-1"	4	6'-8"	4	7'-1"	4	7'-1"	4	6'-8"	4	7'-1"	4	7'-1"	4	6'-8"	4	7'-1"	4	7'-1"	4	
387HS300-68			14ga (68mil)	7'-9"	4	8'-3"	4	8'-1"	4	7'-9"	4	8'-3"	4	8'-1"	4	7'-9"	4	8'-3"	4	8'-1"	4	7'-9"	4	8'-3"	4	8'-1"	4	
387HS300-97		12ga (97mil)	9'-4"	4	9'-11"	4	10'-1"	4	9'-4"	4	9'-11"	4	10'-1"	4	9'-4"	4	9'-11"	4	10'-1"	4	9'-4"	4	9'-11"	4	10'-1"	4		
387HS350-54		16ga (54mil)	7'-1"	4	7'-6"	4	8'-1"	4	7'-1"	4	7'-6"	4	8'-1"	4	7'-1"	4	7'-6"	4	8'-1"	4	7'-1"	4	7'-6"	4	8'-1"	4		
387HS350-68		14ga (68mil)	8'-2"	4	8'-8"	4	9'-1"	4	8'-2"	4	8'-8"	4	9'-1"	4	8'-2"	4	8'-8"	4	9'-1"	4	8'-2"	4	8'-8"	4	9'-1"	4		
387HS350-97		12ga (97mil)	9'-10"	5	10'-5"	4	11'-1"	4	9'-10"	5	10'-5"	4	11'-1"	4	9'-10"	5	10'-5"	4	11'-1"	4	9'-10"	5	10'-5"	4	11'-1"	4		
587HS300-33		20ga (33mil)	3'-11"	4	4'-3"	4	4'-1"	4	3'-11"	4	4'-3"	4	4'-1"	4	3'-11"	4	4'-3"	4	4'-1"	4	3'-11"	4	4'-3"	4	4'-1"	4		
587HS300-43		18ga (43mil)	5'-5"	5	5'-11"	5	6'-1"	5	5'-5"	5	5'-11"	5	6'-1"	5	5'-5"	5	5'-11"	5	6'-1"	5	5'-5"	5	5'-11"	5	6'-1"	5		
587HS300-54		16ga (54mil)	7'-9"	4	8'-6"	4	9'-1"	4	7'-9"	4	8'-6"	4	9'-1"	4	7'-9"	4	8'-6"	4	9'-1"	4	7'-9"	4	8'-6"	4	9'-1"	4		
587HS300-68		14ga (68mil)	9'-0"	4	9'-10"	4	10'-1"	4	9'-0"	4	9'-10"	4	10'-1"	4	9'-0"	4	9'-10"	4	10'-1"	4	9'-0"							

RedHeader RO™ - Drop 'N Lock™ Clip profile data:

- Clip widths: 3-5/8," 4," 6" and 8"
- Clip height: 3"
- Clip thickness:
 - Interior Framing: 20ga. (33 mils)
 - Exterior Framing: 14ga. (68 mils)
- All clip material: 50ksi, G90 material



Interior Framing:

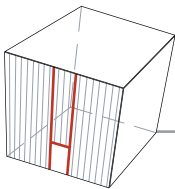
Clip sizes:

Framing size	Thickness (gauge) mils	Clip name	Clips per box
3-5/8"	(20ga) 33 mils	Drop 'N Lock Clip 362-33	24
4"	(20ga) 33 mils	Drop 'N Lock Clip 400-33	24
6"	(20ga) 33 mils	Drop 'N Lock Clip 600-33	24
8"	(20ga) 33 mils	Drop 'N Lock Clip 800-33	16

Allowable loads (lbs.)

Drop 'N Lock Clip values	Screw Pattern	Header or jamb material (min. thickness)			
		20ga (33mils)		18ga (43mils)	
		Horizontal	Vertical	Horizontal	Vertical
Drop 'N Lock Clip 362-33	2/2	180	250	180	250
	4/6	445	592	445	592
Drop 'N Lock Clip 400-33	2/2	199	273	199	273
	4/6	462	569	462	569
Drop 'N Lock Clip 600-33	2/2	192	285	192	285
	4/6	413	593	413	593
Drop 'N Lock Clip 800-33	2/2	8" members not available in 20ga		213	324
	4/6	8" members not available in 20ga		601	663

Interior clip loads are based on using #8 screws.



Exterior Framing:

Clip sizes:

Framing size	Thickness (gauge) mils	Clip name	Clips per box
3-5/8"	(14ga) 68 mils	Drop 'N Lock Clip 362-68	24
4"	(14ga) 68 mils	Drop 'N Lock Clip 400-68	24
6"	(14ga) 68 mils	Drop 'N Lock Clip 600-68	24
8"	(14ga) 68 mils	Drop 'N Lock Clip 800-68	16

Allowable loads (lbs.)

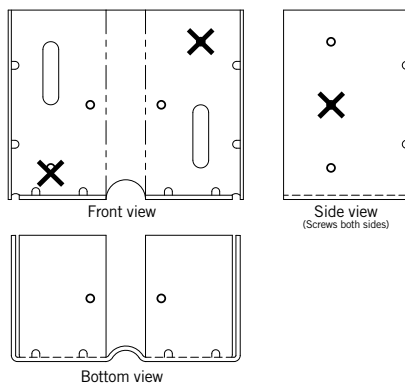
Drop 'N Lock Clip values	Screw Pattern	Header or jamb material (min. thickness)					
		20ga(33mils) & 18ga(43mils)		16ga (54mils)		14ga(68mils) & 12ga(97mils)	
		Horizontal	Vertical	Horizontal	Vertical	Horizontal	Vertical
Drop 'N Lock Clip 362-68	2/2	227	447	486	625	593	717
	4/6	565	1089	1196	1803	1232	1837
Drop 'N Lock Clip 400-68	2/2	296	470	503	565	578	745
	4/6	589	1060	929	1807	1227	1644
Drop 'N Lock Clip 600-68	2/2	193	303	529	501	610	672
	4/6	630	958	1239	1765	1568	1908
Drop 'N Lock Clip 800-68	2/2	275*	321*	533	496	594	688
	4/6	880*	1542*	1211	1785	1315	1875

Exterior clip loads are based on using #10 screws.

* 8" members not available in (20ga) 33mil thickness

Screw pattern: 2/2

2 in Jamb, 2 in Header



Screw pattern: 4/6

4 in Jamb, 6 in Header

