

Allowable Header Spans For Exterior Openings

(Lateral Load = 30psf, Wall Dead Load = 12psf, Sill Height = 0 in, Deflection Factor = 0.7)

Wall height	Wall size	Member	Gauge (mills)	L/240						L/360						L/600												
				Opening height (ft)																								
				7			8			9			7			8			9			7			8			9
9'-0"	3-5/8"	350HS300-33	20ga (33mil)	4'-5"	2	4'-7"	2	-	4'-5"	2	4'-7"	2	-	4'-5"	2	4'-7"	2	-	4'-5"	2	4'-7"	2	-	4'-5"	2	4'-7"	2	-
		350HS300-43	18ga (43mil)	5'-6"	2	5'-9"	2	-	5'-6"	2	5'-9"	2	-	5'-6"	2	5'-9"	2	-	5'-6"	2	5'-9"	2	-	5'-6"	2	5'-9"	2	-
		350HS300-54	16ga (54mil)	8'-7"	4	9'-1"	4	-	8'-7"	4	9'-1"	4	-	8'-7"	4	9'-1"	4	-	8'-7"	4	9'-1"	4	-	8'-7"	4	9'-1"	4	-
		350HS300-68	14ga (68mil)	10'-0"	4	10'-6"	4	-	10'-0"	4	10'-6"	4	-	10'-0"	4	10'-6"	4	-	10'-0"	4	10'-6"	4	-	10'-0"	4	10'-6"	4	-
		350HS300-97	12ga (97mil)	12'-1"	4	12'-10"	4	-	12'-1"	4	12'-9"	4	-	12'-1"	4	12'-9"	4	-	12'-1"	4	12'-9"	4	-	12'-1"	4	12'-9"	4	-
		350HS350-54	16ga (54mil)	9'-0"	4	9'-5"	4	-	9'-0"	4	9'-5"	4	-	9'-0"	4	9'-5"	4	-	9'-0"	4	9'-5"	4	-	9'-0"	4	9'-5"	4	-
		350HS350-68	14ga (68mil)	10'-4"	4	10'-10"	4	-	10'-4"	4	10'-10"	4	-	10'-4"	4	10'-10"	4	-	10'-4"	4	10'-10"	4	-	10'-4"	4	10'-10"	4	-
		350HS350-97	12ga (97mil)	12'-7"	4	13'-3"	4	-	12'-7"	4	13'-1"	4	-	12'-7"	4	13'-1"	4	-	12'-7"	4	13'-1"	4	-	12'-7"	4	13'-1"	4	-
		387HS300-33	20ga (33mil)	4'-8"	2	4'-11"	2	-	4'-8"	2	4'-11"	2	-	4'-8"	2	4'-11"	2	-	4'-8"	2	4'-11"	2	-	4'-8"	2	4'-11"	2	-
		387HS300-43	18ga (43mil)	5'-9"	2	6'-1"	2	-	5'-9"	2	6'-1"	2	-	5'-9"	2	6'-1"	2	-	5'-9"	2	6'-1"	2	-	5'-9"	2	6'-1"	2	-
		387HS300-54	16ga (54mil)	9'-1"	4	9'-7"	4	-	9'-1"	4	9'-7"	4	-	9'-1"	4	9'-7"	4	-	9'-1"	4	9'-7"	4	-	9'-1"	4	9'-7"	4	-
		387HS300-68	14ga (68mil)	10'-6"	4	11'-2"	4	-	10'-6"	4	11'-2"	4	-	10'-6"	4	11'-2"	4	-	10'-6"	4	11'-2"	4	-	10'-6"	4	11'-2"	4	-
	387HS300-97	12ga (97mil)	12'-9"	4	13'-7"	4	-	12'-9"	4	13'-7"	4	-	12'-9"	4	13'-7"	4	-	12'-9"	4	13'-7"	4	-	12'-9"	4	13'-7"	4	-	
	387HS350-54	16ga (54mil)	9'-6"	4	9'-11"	4	-	9'-6"	4	9'-11"	4	-	9'-6"	4	9'-11"	4	-	9'-6"	4	9'-11"	4	-	9'-6"	4	9'-11"	4	-	
	387HS350-68	14ga (68mil)	10'-11"	4	11'-6"	4	-	10'-11"	4	11'-6"	4	-	10'-11"	4	11'-6"	4	-	10'-11"	4	11'-6"	4	-	10'-11"	4	11'-6"	4	-	
	387HS350-97	12ga (97mil)	13'-3"	4	14'-0"	4	-	13'-3"	4	14'-0"	4	-	13'-3"	4	14'-0"	4	-	13'-3"	4	14'-0"	4	-	13'-3"	4	14'-0"	4	-	
	587HS300-33	20ga (33mil)	5'-7"	4	6'-1"	4	-	5'-7"	4	6'-1"	4	-	5'-7"	4	6'-1"	4	-	5'-7"	4	6'-1"	4	-	5'-7"	4	6'-1"	4	-	
	587HS300-43	18ga (43mil)	7'-9"	4	8'-4"	4	-	7'-9"	4	8'-4"	4	-	7'-9"	4	8'-4"	4	-	7'-9"	4	8'-4"	4	-	7'-9"	4	8'-4"	4	-	
	587HS300-54	16ga (54mil)	11'-2"	4	12'-2"	4	-	11'-2"	4	12'-2"	4	-	11'-2"	4	12'-2"	4	-	11'-2"	4	12'-2"	4	-	11'-2"	4	12'-2"	4	-	
	587HS300-68	14ga (68mil)	12'-11"	4	14'-1"	4	-	12'-11"	4	14'-1"	4	-	12'-11"	4	14'-1"	4	-	12'-11"	4	14'-1"	4	-	12'-11"	4	14'-1"	4	-	
	587HS300-97	12ga (97mil)	14'-8"	4	17'-2"	4	-	14'-8"	4	17'-2"	4	-	14'-8"	4	17'-2"	4	-	14'-8"	4	17'-2"	4	-	14'-8"	4	17'-2"	4	-	
	587HS350-54	16ga (54mil)	11'-9"	4	12'-8"	4	-	11'-9"	4	12'-8"	4	-	11'-9"	4	12'-8"	4	-	11'-9"	4	12'-8"	4	-	11'-9"	4	12'-8"	4	-	
	587HS350-68	14ga (68mil)	13'-7"	4	14'-7"	4	-	13'-7"	4	14'-7"	4	-	13'-7"	4	14'-7"	4	-	13'-7"	4	14'-7"	4	-	13'-7"	4	14'-7"	4	-	
	587HS350-97	12ga (97mil)	16'-1"	4	17'-8"	4	-	16'-1"	4	17'-8"	4	-	16'-1"	4	17'-8"	4	-	16'-1"	4	17'-8"	4	-	16'-1"	4	17'-8"	4	-	
	787HS300-43	18ga (43mil)	8'-8"	4	9'-6"	4	-	8'-8"	4	9'-6"	4	-	8'-8"	4	9'-6"	4	-	8'-8"	4	9'-6"	4	-	8'-8"	4	9'-6"	4	-	
	787HS300-54	16ga (54mil)	10'-3"	4	11'-6"	4	-	10'-3"	4	11'-6"	4	-	10'-3"	4	11'-6"	4	-	10'-3"	4	11'-6"	4	-	10'-3"	4	11'-6"	4	-	
	787HS300-68	14ga (68mil)	13'-11"	4	16'-6"	4	-	13'-11"	4	16'-6"	4	-	13'-11"	4	16'-6"	4	-	13'-11"	4	16'-6"	4	-	13'-11"	4	16'-6"	4	-	
	787HS300-97	12ga (97mil)	15'-1"	4	17'-11"	4	-	15'-1"	4	17'-11"	4	-	15'-1"	4	17'-11"	4	-	15'-1"	4	17'-11"	4	-	15'-1"	4	17'-11"	4	-	
	787HS350-54	16ga (54mil)	13'-4"	4	14'-8"	4	-	13'-4"	4	14'-8"	4	-	13'-4"	4	14'-8"	4	-	13'-4"	4	14'-8"	4	-	13'-4"	4	14'-8"	4	-	
	787HS350-68	14ga (68mil)	15'-3"	4	17'-2"	4	-	15'-3"	4	17'-2"	4	-	15'-3"	4	17'-2"	4	-	15'-3"	4	17'-2"	4	-	15'-3"	4	17'-2"	4	-	
	787HS350-97	12ga (97mil)	16'-7"	4	19'-8"	5	-	16'-7"	4	19'-8"	5	-	16'-7"	4	19'-8"	5	-	16'-7"	4	19'-8"	5	-	16'-7"	4	19'-8"	5	-	
	11'-0"	3-5/8"	350HS300-33	20ga (33mil)	3'-9"	2	3'-11"	2	4'-1"	2	3'-9"	2	3'-11"	2	4'-1"	2	3'-9"	2	3'-11"	2	4'-1"	2	3'-9"	2	3'-11"	2	4'-1"	2
			350HS300-43	18ga (43mil)	4'-8"	4	4'-10"	4	5'-1"	4	4'-8"	4	4'-10"	4	5'-1"	4	4'-8"	4	4'-10"	4	5'-1"	4	4'-8"	4	4'-10"	4	5'-1"	4
			350HS300-54	16ga (54mil)	7'-4"	4	7'-7"	4	7'-11"	4	7'-4"	4	7'-7"	4	7'-11"	4	7'-4"	4	7'-7"	4	7'-11"	4	7'-4"	4	7'-7"	4	7'-11"	4
			350HS300-68	14ga (68mil)	8'-6"	4	8'-10"	4	9'-2"	4	8'-6"	4	8'-10"	4	9'-2"	4	8'-6"	4	8'-10"	4	9'-2"	4	8'-6"	4	8'-10"	4	9'-2"	4
			350HS300-97	12ga (97mil)	10'-3"	4	10'-8"	4	11'-2"	4	10'-3"	4	10'-8"	4	11'-2"	4	10'-3"	4	10'-8"	4	11'-2"	4	10'-3"	4	10'-8"	4	11'-2"	4
			350HS350-54	16ga (54mil)	7'-8"	4	7'-11"	4	8'-3"	4	7'-8"	4	7'-11"	4	8'-3"	4	7'-8"	4	7'-11"	4	8'-3"	4	7'-8"	4	7'-11"	4	8'-3"	4
			350HS350-68	14ga (68mil)	8'-11"	4	9'-2"	4	9'-6"	4	8'-11"	4	9'-2"	4	9'-6"	4	8'-11"	4	9'-2"	4	9'-6"	4	8'-11"	4	9'-2"	4	9'-6"	4
			350HS350-97	12ga (97mil)	10'-9"	4	11'-2"	4	11'-7"	4	10'-9"	4	11'-2"	4	11'-7"	4	10'-9"	4	11'-2"	4	11'-7"	4	10'-9"	4	11'-2"	4	11'-7"	4
			387HS300-33	20ga (33mil)	3'-11"	2	4'-1"	2	4'-3"	2	3'-11"	2	4'-1"	2	4'-3"	2	3'-11"	2	4'-1"	2	4'-3"	2	3'-11"	2	4'-1"	2	4'-3"	2
			387HS300-43	18ga (43mil)	4'-11"	4	5'-1"	4	5'-4"	4	4'-11"	4	5'-1"	4	5'-4"	4	4'-11"	4	5'-1"	4	5'-4"	4	4'-11"	4	5'-1"	4	5'-4"	4
			387HS300-54	16ga (54mil)	7'-8"	4	8'-0"	4	8'-4"	4	7'-8"	4	8'-0"	4	8'-4"	4	7'-8"	4	8'-0"	4	8'-4"	4	7'-8"	4	8'-0"	4	8'-4"	4
			387HS300-68	14ga (68mil)	8'-11"	4	9'-3"	4	9'-9"	4	8'-11"	4	9'-3"	4	9'-9"	4	8'-11"	4	9'-3"	4	9'-9"	4	8'-11"	4	9'-3"	4	9'-9"	4
		387HS300-97	12ga (97mil)	10'-9"	4	11'-3"	4	11'-10"	4	10'-9"	4	11'-3"	4	11'-10"	4	10'-9"	4	11'-3"	4	11'-10"	4	10'-9"	4	11'-3"	4	11'-10"	4	
		387HS350-54	16ga (54mil)	8'-1"	4	8'-5"	4	8'-9"	4	8'-1"	4	8'-5"	4	8'-9"	4	8'-1"	4	8'-5"	4	8'-9"	4	8'-1"	4	8'-5"	4	8'-9"	4	
		387HS350-68	14ga (68mil)	9'-4"	4	9'-8"	4	10'-1"	4	9'-4"	4	9'-8"	4	10'-1"	4	9'-4"	4	9'-8"	4	10'-1"	4	9'-4"	4	9'-8"	4	10'-1"	4	
		387HS350-97	12ga (97mil)	11'-4"	4	11'-9"	4	12'-3"	4	11'-4"	4	11'-9"	4	12'-3"	4	11'-4"	4	11'-9"	4	12'-3"	4	11'-4"	4	11'-9"	4	12'-3"	4	
		587HS300-33	20ga (33mil)	4'-8"	4	4'-11"	4	5'-2"	4	4'-8"	4	4'-11"	4	5'-2"	4	4'-8"	4	4'-11"	4	5'-2"	4	4'-8"	4	4'-11"	4	5'-2"	4	
587HS300-43		18ga (43mil)	6'-5"	5	6'-9"	5	7'-2"	5	6'-5"	5	6'-9"	5	7'-2"	5	6'-5"	5	6'-9"	5	7'-2"	5	6'-5"	5	6'-9"	5	7'-2"	5		
587HS300-54		16ga (54mil)	9'-3"	4	9'-9"	4	10'-5"	4	9'-3"	4	9'-9"	4	10'-5"	4	9'-3"	4	9'-9"	4	10'-5"	4	9'-3"	4	9'-9"	4	10'-5"	4		
587HS300-68		14ga (68mil)	10'-8"	4	11'-4"	4	12'-1"	4	10'-8"	4	11'-4"	4	12'-1"	4	10'-8"	4	11'-4"	4	12'-1"	4	10'-8"	4	11'-4"	4	12'-1"	4		
587HS																												

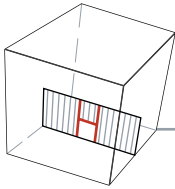
Allowable Header Spans For Exterior Openings

(Lateral Load = 30psf, Wall Dead Load = 12psf, Sill Height = 0 in, Deflection Factor = 0.7)

Wall height	Wall size	Member	Gauge (mills)	L/240						L/360						L/600												
				Opening height (ft)																								
				8			10			12			8			10			12			8			10			12
13'-0"	3-5/8"	350HS300-33	20ga (33mil)	3'-5"	2	3'-8"	2	3'-11"	2	3'-5"	2	3'-8"	2	3'-11"	2	3'-5"	2	3'-8"	2	3'-11"	2	3'-5"	2	3'-8"	2	3'-11"	2	
		350HS300-43	18ga (43mil)	4'-3"	4	4'-6"	4	4'-10"	4	4'-3"	4	4'-6"	4	4'-10"	4	4'-3"	4	4'-6"	4	4'-10"	4	4'-3"	4	4'-6"	4	4'-10"	4	
		350HS300-54	16ga (54mil)	6'-8"	4	7'-1"	4	7'-8"	4	6'-8"	4	7'-1"	4	7'-8"	4	6'-8"	4	7'-1"	4	7'-8"	4	6'-8"	4	7'-1"	4	7'-8"	4	
		350HS300-68	14ga (68mil)	7'-9"	4	8'-3"	4	8'-11"	4	7'-9"	4	8'-3"	4	8'-11"	4	7'-9"	4	8'-3"	4	8'-11"	4	7'-9"	4	8'-3"	4	8'-11"	4	
		350HS300-97	12ga (97mil)	9'-4"	4	10'-0"	4	10'-10"	4	9'-4"	4	10'-0"	4	10'-10"	4	9'-4"	4	10'-0"	4	10'-10"	4	9'-4"	4	10'-0"	4	10'-10"	4	
		350HS350-54	16ga (54mil)	7'-0"	4	7'-5"	4	7'-11"	4	7'-0"	4	7'-5"	4	7'-11"	4	7'-0"	4	7'-5"	4	7'-11"	4	7'-0"	4	7'-5"	4	7'-11"	4	
		350HS350-68	14ga (68mil)	8'-1"	4	8'-7"	4	9'-2"	4	8'-1"	4	8'-7"	4	9'-2"	4	8'-1"	4	8'-7"	4	9'-2"	4	8'-1"	4	8'-7"	4	9'-2"	4	
		350HS350-97	12ga (97mil)	9'-10"	4	10'-5"	4	11'-2"	4	9'-10"	4	10'-5"	4	11'-2"	4	9'-10"	4	10'-5"	4	11'-2"	4	9'-10"	4	10'-5"	4	11'-2"	4	
		387HS300-33	20ga (33mil)	3'-7"	2	3'-10"	2	4'-2"	2	3'-7"	2	3'-10"	2	4'-2"	2	3'-7"	2	3'-10"	2	4'-2"	2	3'-7"	2	3'-10"	2	4'-2"	2	
		387HS300-43	18ga (43mil)	4'-6"	4	4'-9"	4	5'-2"	4	4'-6"	4	4'-9"	4	5'-2"	4	4'-6"	4	4'-9"	4	5'-2"	4	4'-6"	4	4'-9"	4	5'-2"	4	
		387HS300-54	16ga (54mil)	7'-0"	4	7'-6"	4	8'-2"	4	7'-0"	4	7'-6"	4	8'-2"	4	7'-0"	4	7'-6"	4	8'-2"	4	7'-0"	4	7'-6"	4	8'-2"	4	
		387HS300-68	14ga (68mil)	8'-1"	4	8'-9"	4	9'-6"	4	8'-1"	4	8'-9"	4	9'-6"	4	8'-1"	4	8'-9"	4	9'-6"	4	8'-1"	4	8'-9"	4	9'-6"	4	
	387HS300-97	12ga (97mil)	9'-10"	4	10'-7"	4	11'-7"	4	9'-10"	4	10'-7"	4	11'-7"	4	9'-10"	4	10'-7"	4	11'-7"	4	9'-10"	4	10'-7"	4	11'-7"	4		
	387HS350-54	16ga (54mil)	7'-5"	4	7'-10"	4	8'-5"	4	7'-5"	4	7'-10"	4	8'-5"	4	7'-5"	4	7'-10"	4	8'-5"	4	7'-5"	4	7'-10"	4	8'-5"	4		
	387HS350-68	14ga (68mil)	8'-6"	4	9'-1"	4	9'-9"	4	8'-6"	4	9'-1"	4	9'-9"	4	8'-6"	4	9'-1"	4	9'-9"	4	8'-6"	4	9'-1"	4	9'-9"	4		
	387HS350-97	12ga (97mil)	10'-4"	5	11'-0"	4	11'-10"	4	10'-4"	5	11'-0"	4	11'-10"	4	10'-4"	5	11'-0"	4	11'-10"	4	10'-4"	5	11'-0"	4	11'-10"	4		
	587HS300-33	20ga (33mil)	4'-3"	4	4'-8"	4	5'-2"	4	4'-3"	4	4'-8"	4	5'-2"	4	4'-3"	4	4'-8"	4	5'-2"	4	4'-3"	4	4'-8"	4	5'-2"	4		
	587HS300-43	18ga (43mil)	5'-10"	5	6'-4"	5	7'-2"	5	5'-10"	5	6'-4"	5	7'-2"	5	5'-10"	5	6'-4"	5	7'-2"	5	5'-10"	5	6'-4"	5	7'-2"	5		
	587HS300-54	16ga (54mil)	8'-5"	4	9'-3"	4	10'-5"	4	8'-5"	4	9'-3"	4	10'-5"	4	8'-5"	4	9'-3"	4	10'-5"	4	8'-5"	4	9'-3"	4	10'-5"	4		
	587HS300-68	14ga (68mil)	9'-8"	4	10'-8"	4	12'-1"	4	9'-8"	4	10'-8"	4	12'-1"	4	9'-8"	4	10'-8"	4	12'-1"	4	9'-8"	4	10'-8"	4	12'-1"	4		
	587HS300-97	12ga (97mil)	11'-8"	4	12'-11"	4	14'-9"	4	11'-8"	4	12'-11"	4	14'-9"	4	11'-8"	4	12'-11"	4	14'-9"	4	11'-8"	4	12'-11"	4	14'-9"	4		
	587HS350-54	16ga (54mil)	8'-11"	4	9'-9"	4	10'-10"	4	8'-11"	4	9'-9"	4	10'-10"	4	8'-11"	4	9'-9"	4	10'-10"	4	8'-11"	4	9'-9"	4	10'-10"	4		
	587HS350-68	14ga (68mil)	10'-3"	4	11'-3"	4	12'-5"	4	10'-3"	4	11'-3"	4	12'-5"	4	10'-3"	4	11'-3"	4	12'-5"	4	10'-3"	4	11'-3"	4	12'-5"	4		
	587HS350-97	12ga (97mil)	12'-4"	4	13'-6"	4	15'-1"	4	12'-4"	4	13'-6"	4	15'-1"	4	12'-4"	4	13'-6"	4	15'-1"	4	12'-4"	4	13'-6"	4	15'-1"	4		
	787HS300-43	18ga (43mil)	6'-5"	4	7'-1"	4	8'-2"	4	6'-5"	4	7'-1"	4	8'-2"	4	6'-5"	4	7'-1"	4	8'-2"	4	6'-5"	4	7'-1"	4	8'-2"	4		
	787HS300-54	16ga (54mil)	7'-6"	4	8'-6"	4	9'-11"	4	7'-6"	4	8'-6"	4	9'-11"	4	7'-6"	4	8'-6"	4	9'-11"	4	7'-6"	4	8'-6"	4	9'-11"	4		
	787HS300-68	14ga (68mil)	10'-10"	4	12'-2"	5	14'-4"	5	10'-10"	4	12'-2"	5	14'-4"	5	10'-10"	4	12'-2"	5	14'-4"	5	10'-10"	4	12'-2"	5	14'-4"	5		
	787HS300-97	12ga (97mil)	12'-0"	5	13'-7"	5	17'-4"	5	12'-0"	5	13'-7"	5	17'-4"	5	12'-0"	5	13'-7"	5	17'-4"	5	12'-0"	5	13'-7"	5	17'-4"	5		
	787HS350-54	16ga (54mil)	9'-11"	4	11'-0"	4	12'-7"	5	9'-11"	4	11'-0"	4	12'-7"	5	9'-11"	4	11'-0"	4	12'-7"	5	9'-11"	4	11'-0"	4	12'-7"	5		
	787HS350-68	14ga (68mil)	11'-7"	5	12'-10"	5	14'-9"	5	11'-7"	5	12'-10"	5	14'-9"	5	11'-7"	5	12'-10"	5	14'-9"	5	11'-7"	5	12'-10"	5	14'-9"	5		
	787HS350-97	12ga (97mil)	13'-2"	5	14'-11"	5	17'-10"	5	13'-2"	5	14'-11"	5	17'-10"	5	13'-2"	5	14'-11"	5	17'-10"	5	13'-2"	5	14'-11"	5	17'-10"	5		
	15'-0"	3-5/8"	350HS300-33	20ga (33mil)	3'-1"	2	3'-3"	2	3'-5"	2	3'-1"	2	3'-3"	2	3'-5"	2	3'-1"	2	3'-3"	2	3'-5"	2	3'-1"	2	3'-3"	2	3'-5"	2
			350HS300-43	18ga (43mil)	3'-10"	4	4'-1"	4	4'-1"	4	3'-10"	4	4'-1"	4	4'-1"	4	3'-10"	4	4'-1"	4	4'-1"	4	3'-10"	4	4'-1"	4	4'-1"	4
			350HS300-54	16ga (54mil)	6'-0"	4	6'-4"	4	6'-1"	4	6'-0"	4	6'-4"	4	6'-1"	4	6'-0"	4	6'-4"	4	6'-1"	4	6'-0"	4	6'-4"	4	6'-1"	4
			350HS300-68	14ga (68mil)	7'-0"	4	7'-4"	4	7'-1"	4	7'-0"	4	7'-4"	4	7'-1"	4	7'-0"	4	7'-4"	4	7'-1"	4	7'-0"	4	7'-4"	4	7'-1"	4
			350HS300-97	12ga (97mil)	8'-5"	4	8'-11"	4	9'-1"	4	8'-5"	4	8'-11"	4	9'-1"	4	8'-5"	4	8'-11"	4	9'-1"	4	8'-5"	4	8'-11"	4	9'-1"	4
			350HS350-54	16ga (54mil)	6'-4"	4	6'-8"	4	7'-1"	4	6'-4"	4	6'-8"	4	7'-1"	4	6'-4"	4	6'-8"	4	7'-1"	4	6'-4"	4	6'-8"	4	7'-1"	4
			350HS350-68	14ga (68mil)	7'-4"	4	7'-8"	4	8'-1"	4	7'-4"	4	7'-8"	4	8'-1"	4	7'-4"	4	7'-8"	4	8'-1"	4	7'-4"	4	7'-8"	4	8'-1"	4
			350HS350-97	12ga (97mil)	8'-11"	5	9'-4"	5	9'-1"	4	8'-11"	5	9'-4"	5	9'-1"	4	8'-11"	5	9'-4"	5	9'-1"	4	8'-11"	5	9'-4"	5	9'-1"	4
			387HS300-33	20ga (33mil)	3'-3"	4	3'-5"	4	3'-1"	2	3'-3"	4	3'-5"	4	3'-7"	2	3'-3"	4	3'-5"	4	3'-7"	2	3'-3"	4	3'-5"	4	3'-7"	2
			387HS300-43	18ga (43mil)	4'-0"	4	4'-3"	4	4'-1"	4	4'-0"	4	4'-3"	4	4'-6"	4	4'-0"	4	4'-3"	4	4'-6"	4	4'-0"	4	4'-3"	4	4'-6"	4
			387HS300-54	16ga (54mil)	6'-4"	4	6'-8"	4	7'-1"	4	6'-4"	4	6'-8"	4	7'-1"	4	6'-4"	4	6'-8"	4	7'-1"	4	6'-4"	4	6'-8"	4	7'-1"	4
			387HS300-68	14ga (68mil)	7'-4"	4	7'-9"	4	8'-1"	4	7'-4"	4	7'-9"	4	8'-3"	4	7'-4"	4	7'-9"	4	8'-3"	4	7'-4"	4	7'-9"	4	8'-3"	4
		387HS300-97	12ga (97mil)	8'-10"	5	9'-4"	5	10'-1"	5	8'-10"	5	9'-4"	5	10'-0"	5	8'-10"	5	9'-4"	5	10'-0"	5	8'-10"	5	9'-4"	5	10'-0"	5	
		387HS350-54	16ga (54mil)	6'-8"	4	7'-0"	4	7'-1"	4	6'-8"	4	7'-0"	4	7'-5"	4	6'-8"	4	7'-0"	4	7'-5"	4	6'-8"	4	7'-0"	4	7'-5"	4	
		387HS350-68	14ga (68mil)	7'-8"	4	8'-1"	4	8'-1"	4	7'-8"	4	8'-1"	4	8'-7"	4	7'-8"	4	8'-1"	4	8'-7"	4	7'-8"	4	8'-1"	4	8'-7"	4	
		387HS350-97	12ga (97mil)	9'-4"	5	9'-9"	5	10'-1"	5	9'-4"	5	9'-9"	5	10'-5"	5	9'-4"	5	9'-9"	5	10'-5"	5	9'-4"	5	9'-9"	5	10'-5"	5	
		587HS300-33	20ga (33mil)	3'-9"	4	4'-0"	4	4'-1"	4	3'-9"	4	4'-0"	4	4'-5"	4	3'-9"	4	4'-0"	4	4'-5"	4	3'-9"	4	4'-0"	4	4'-5"	4	
587HS300-43		18ga (43mil)	5'-2"	5	5'-7"	5	6'-1"	5	5'-2"	5	5'-7"	5	6'-1"	5	5'-2"	5	5'-7"	5	6'-1"	5	5'-2"	5	5'-7"	5	6'-1"	5		
587HS300-54		16ga (54mil)	7'-5"	4	8'-0"	4	8'-1"	4	7'-5"	4	8'-0"	4	8'-9"	4	7'-5"	4	8'-0"	4	8'-9"	4	7'-5"	4	8'-0"	4	8'-9"	4		
587HS300-68		14ga (68mil)	8'-8"	4	9'-4"	4	10'-1"	4	8'-8"	4	9'-4"	4	10'-2"	4	8'-8"	4	9'-4"	4	10'-2"	4	8'-8"	4	9'-4"	4	10'-2"	4		
587HS300-97		12ga (97mil)	10																									

RedHeader RO™ - Drop 'N Lock™ Clip profile data:

- Clip widths: 3-5/8," 4," 6" and 8"
- Clip height: 3"
- Clip thickness:
 - Interior Framing: 20ga. (33 mils)
 - Exterior Framing: 14ga. (68 mils)
- All clip material: 50ksi, G90 material



Interior Framing:

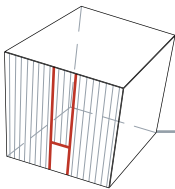
Clip sizes:

Framing size	Thickness (gauge) mils	Clip name	Clips per box
3-5/8"	(20ga) 33 mils	Drop 'N Lock Clip 362-33	24
4"	(20ga) 33 mils	Drop 'N Lock Clip 400-33	24
6"	(20ga) 33 mils	Drop 'N Lock Clip 600-33	24
8"	(20ga) 33 mils	Drop 'N Lock Clip 800-33	16

Allowable loads (lbs.)

Drop 'N Lock Clip values	Screw Pattern	Header or jamb material (min. thickness)			
		20ga (33mils)		18ga (43mils)	
		Horizontal	Vertical	Horizontal	Vertical
Drop 'N Lock Clip 362-33	2/2	180	250	180	250
	4/6	445	592	445	592
Drop 'N Lock Clip 400-33	2/2	199	273	199	273
	4/6	462	569	462	569
Drop 'N Lock Clip 600-33	2/2	192	285	192	285
	4/6	413	593	413	593
Drop 'N Lock Clip 800-33	2/2	8" members not available in 20ga		213	324
	4/6	8" members not available in 20ga		601	663

Interior clip loads are based on using #8 screws.



Exterior Framing:

Clip sizes:

Framing size	Thickness (gauge) mils	Clip name	Clips per box
3-5/8"	(14ga) 68 mils	Drop 'N Lock Clip 362-68	24
4"	(14ga) 68 mils	Drop 'N Lock Clip 400-68	24
6"	(14ga) 68 mils	Drop 'N Lock Clip 600-68	24
8"	(14ga) 68 mils	Drop 'N Lock Clip 800-68	16

Allowable loads (lbs.)

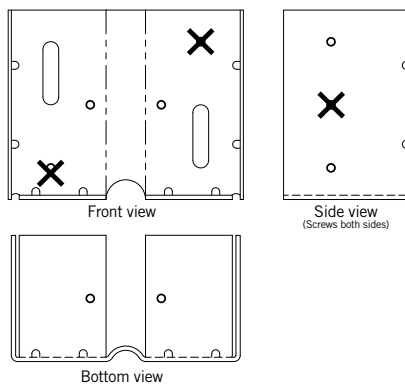
Drop 'N Lock Clip values	Screw Pattern	Header or jamb material (min. thickness)					
		20ga(33mils) & 18ga(43mils)		16ga (54mils)		14ga(68mils) & 12ga(97mils)	
		Horizontal	Vertical	Horizontal	Vertical	Horizontal	Vertical
Drop 'N Lock Clip 362-68	2/2	227	447	486	625	593	717
	4/6	565	1089	1196	1803	1232	1837
Drop 'N Lock Clip 400-68	2/2	296	470	503	565	578	745
	4/6	589	1060	929	1807	1227	1644
Drop 'N Lock Clip 600-68	2/2	193	303	529	501	610	672
	4/6	630	958	1239	1765	1568	1908
Drop 'N Lock Clip 800-68	2/2	275*	321*	533	496	594	688
	4/6	880*	1542*	1211	1785	1315	1875

Exterior clip loads are based on using #10 screws.

* 8" members not available in (20ga) 33mil thickness

Screw pattern: 2/2

2 in Jamb, 2 in Header



Screw pattern: 4/6

4 in Jamb, 6 in Header

